


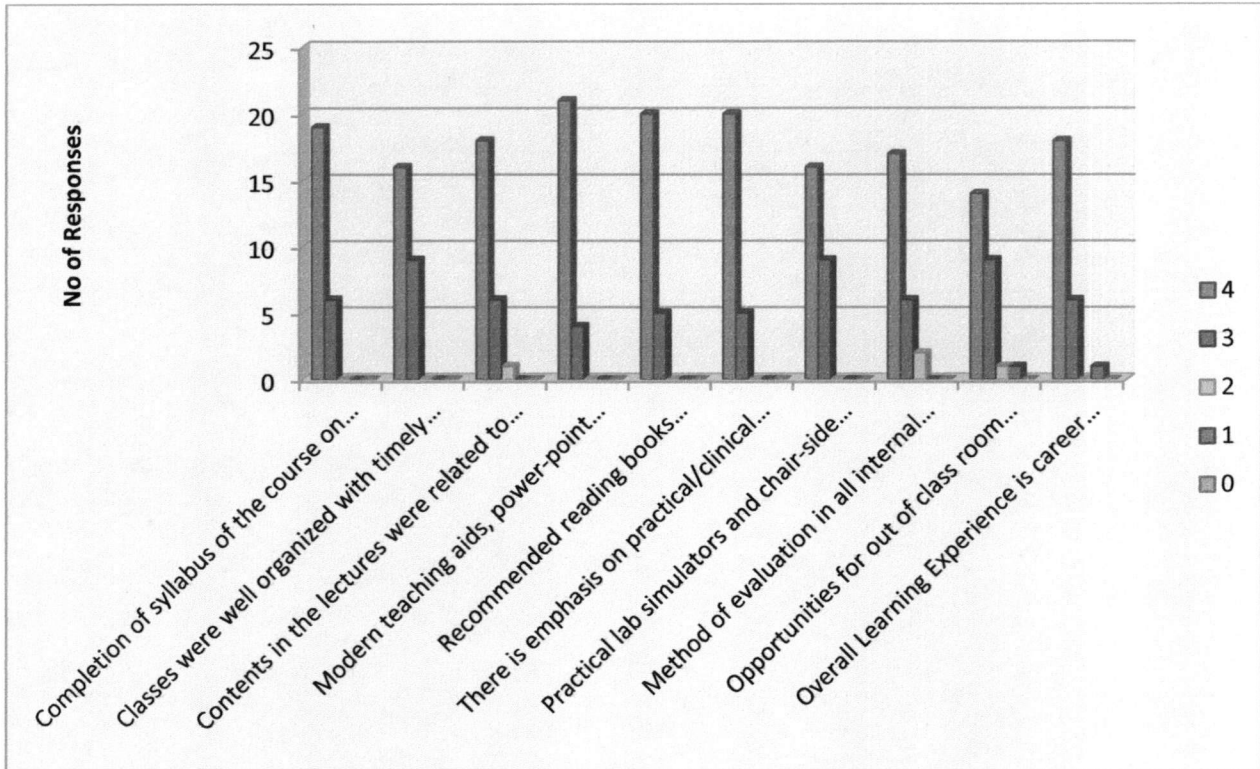
STUDENT FEEDBACK & ACTION TAKEN REPORT for 2021-22

TABLE OF RESPONSES

Questions	Score 4	Score 3	Score 2	Score 1	Score 0
Completion of syllabus of the course on time	19 (76%)	6(24%)	0(0%)	0(0%)	0(0%)
Classes were well organized with timely access to the materials, notifications of changes, etc.	16(64%)	9(36%)	0(0%)	0(0%)	0(0%)
Contents in the lectures were related to the curriculum	18(72%)	6(24%)	1(4%)	0(0%)	0(0%)
Modern teaching aids, power-point presentations, web sources, multimedia are used by majority of teachers while teaching	21(84%)	4(16%)	0(0%)	0(0%)	0(0%)
Recommended reading books etc., suggested were relevant and appropriate	20(80%)	5(20%)	0(0%)	0(0%)	0(0%)
There is emphasis on practical/clinical enhancement in the curriculum in accordance to the theory taught	20(80%)	5(20%)	0(0%)	0(0%)	0(0%)
Practical lab simulators and chair-side learning made us more competent	16(64%)	9(36%)	0(0%)	0(0%)	0(0%)
Method of evaluation in all internal assessments were appropriate and fair	17(68%)	6(24%)	2(8%)	0(0%)	0(0%)
Opportunities for out of class room learning (guest lectures, seminars, workshop, value added programs)	14(56%)	9(36%)	1(4%)	1(4%)	0(0%)
Overall Learning Experience is career oriented, helpful and good	18(72%)	6(24%)	0(0%)	1(4%)	0(0%)



STUDENT FEEDBACK & ACTION TAKEN REPORT for 2021-22



A Feedback of 25 students was taken and the following was the response:

Ques.1 – For completion of syllabus of the course on time 76% strongly agreed and 24% agreed for the same .

Result – Satisfactory Response

Ques. 2 In response to Classes being well organized with timely access to the materials, notifications, etc. 64% strongly agreed to this and 36% agreed for the same.

Action taken – It was taken into consideration that classes should be a bit more organized and access to study materials to be provided to students.

Ques.3 On being asked about the contents in the lectures relating to the curriculum – 72 % strongly agreed to this whereas 24 % agreed.

Result – Satisfactory Response



STUDENT FEEDBACK & ACTION TAKEN REPORT for 2021-22

Ques 4 – For Modern teaching aids, power-point presentations, web sources, multimedia being used by majority of teachers while teaching – 84% strongly agreed to this whereas 16% agreed to it.

Result - Satisfactory Response

Ques.5 –When asked whether the recommended reading books etc., suggested were relevant and appropriate - 80% strongly agreed to this whereas 20% agreed to it.

Result – Satisfactory Response

Ques.6 - Emphasis on practical/clinical enhancement in the curriculum in accordance to the theory taught - 80% strongly agreed to this whereas 20% agreed to it.

Result – Satisfactory Response

Ques.7 – Whether Practical lab simulators and chair-side learning made them more competent – 64% strongly agreed to this and 36% agreed for the same.

Action taken - Other methods to be adopted to enhance their competent skills.

Ques.8 – Were Method of evaluation in all internal assessments , appropriate and fair- 68% strongly agreed to this and 24 % agreed for the same whereas 8% were uncertain.

Action taken - Inclusion of new methods for evaluating performance of students.

Ques.9- Opportunities Provided for out of class room learning like guest lectures, seminars, workshop, value added programs- 56% strongly agreed to this and 36 % agreed for the same whereas 4 % were both uncertain and disagreeing.

Action taken –Increasing the number of seminars, workshop, add on programs every year.

Ques. 10- For Overall Learning Experience 72% strongly agreed and 24% agreed.

Result – Satisfactory Response



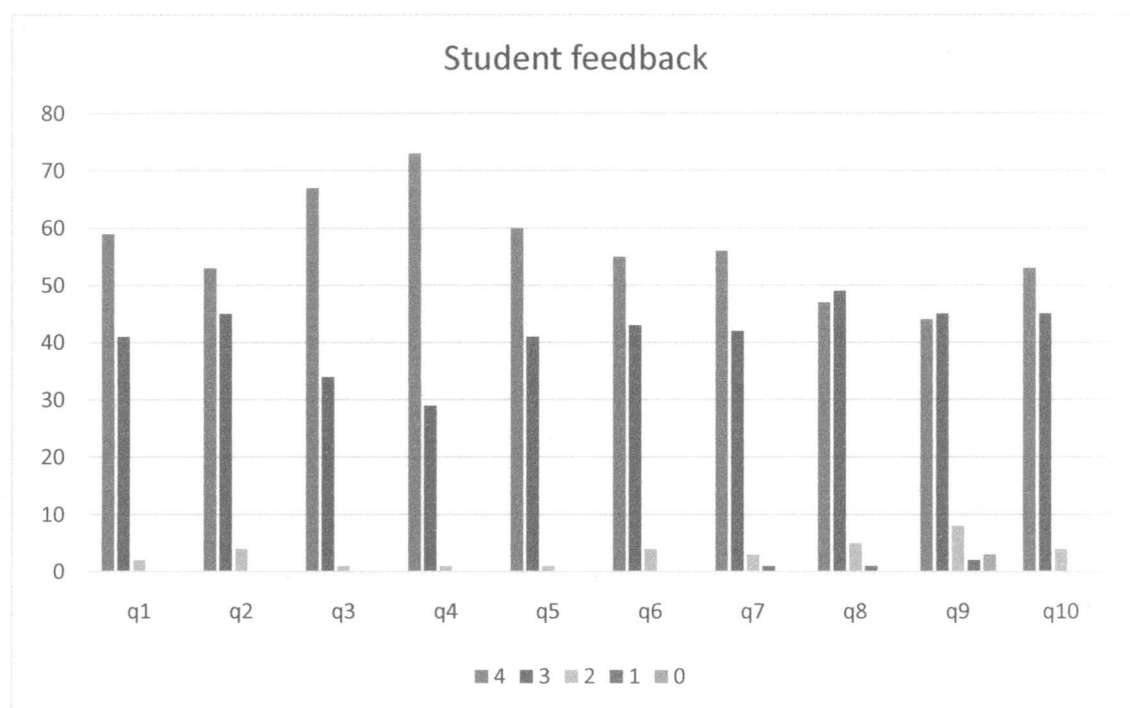
DR RAHUL PAUL

PRINCIPAL

STUDENT FEEDBACK & ACTION TAKEN REPORT for 2020-21

TABLE OF RESPONSES

QUESTIONS	SCORE 4	SCORE 3	SCORE 2	SCORE 1	SCORE 0
Q1	59 (57.8%)	41(40.2%)	2(1.96%)	0(0%)	0(0%)
Q2	53(51.9%)	45(44.1%)	4(3.92%)	0(0%)	0(0%)
Q3	67(65.7%)	34(33.3%)	1(0.98%)	0(0%)	0(0%)
Q4	73(71.6%)	29(28.4%)	1(0.98%)	0(0%)	0(0%)
Q5	60(58.8%)	41(40.2%)	1(0.98%)	0(0%)	0(0%)
Q6	55(53.9%)	43(42.1%)	4(3.92%)	0(0%)	0(0%)
Q7	56(54.9%)	42(41.2%)	3(2.94%)	1(0.98%)	0(0%)
Q8	47(46.1%)	49(48.03%)	5(4.90%)	1(0.98%)	0(0%)
Q9	44(43.1%)	45(44.1%)	8(7.84%)	2(1.96%)	3(2.94%)
Q10	53(51.9%)	45(44.1%)	4(3.92%)	0(0%)	0(0%)



A feedback was taken from 102 students on curriculum and following was the response:

Ques.1 – For completion of syllabus of the course on time 57.8% strongly agreed to this and 40.2% agreed for the same whereas 1.96% were uncertain.

Action taken – Head of all departments were informed to look into the completion of syllabus timely.



STUDENT FEEDBACK & ACTION TAKEN REPORT for 2020-21

Ques. 2 In response to classes being well organized with timely access to the materials, notifications, etc. 51.9% strongly agreed to this and 44.1% agreed for the same whereas 3.92% were uncertain.

Action taken – It was taken into consideration that classes should be a bit more organized.

Ques.3 On being asked about the contents in the lectures relating to the curriculum – 65.7% strongly agreed to this whereas 33.3% agreed.

Action taken – Lectures to be modified in accordance with the curriculum offered by the university.

Ques.4 – For Modern teaching aids, power-point presentations, web sources, multimedia being used by majority of teachers while teaching – 71.6% strongly agreed to this whereas 28.4% agreed to it.

Result - Satisfactory Response

Ques.5 –When asked whether the recommended reading books etc., suggested were relevant and appropriate – 58.8% strongly agreed to this whereas 40.2% agreed to it.

Action taken – It was advised to increase number of relevant books in college library.

Ques.6 - Emphasis on practical/clinical enhancement in the curriculum in accordance to the theory taught 53.9% strongly agreed response and 42.1% agreed, whereas 3.92% were uncertain.

Action taken – Faculties were asked by the heads to make a good co-relation between theory and practical classes.

Ques.7 – Whether Practical lab simulators and chair-side learning made them more competent – 54.9% strongly agreed to this and 41.2% agreed for the same.

Action taken - Other methods to be adopted to make them more competent.



STUDENT FEEDBACK & ACTION TAKEN REPORT for 2020-21

Ques.8 – Were Method of evaluation in all internal assessments , appropriate and fair- 46.1% strongly agreed to this and 48.03 % agreed for the same whereas 4.90 % were uncertain.

Action taken - Inclusion of new methods for evaluating performance of students.

Ques.9- Opportunities Provided for out of class room learning like guest lectures, seminars, workshop, value added programs- 43.1% strongly agreed to this and 44.1 % agreed for the same whereas 7.84 % were uncertain.

Action taken –Hheads of all departments were asked to conduct more , seminars, workshop, value added programs every year.

Ques. 10- For Overall Learning Experience 51.9% strongly agreed and 44.1% agreed.

Action taken – Emphasis on each aspect of growth of students would be laid.



A handwritten signature in black ink, appearing to read "DR RAHUL PAUL".

DR RAHUL PAUL

PRINCIPAL

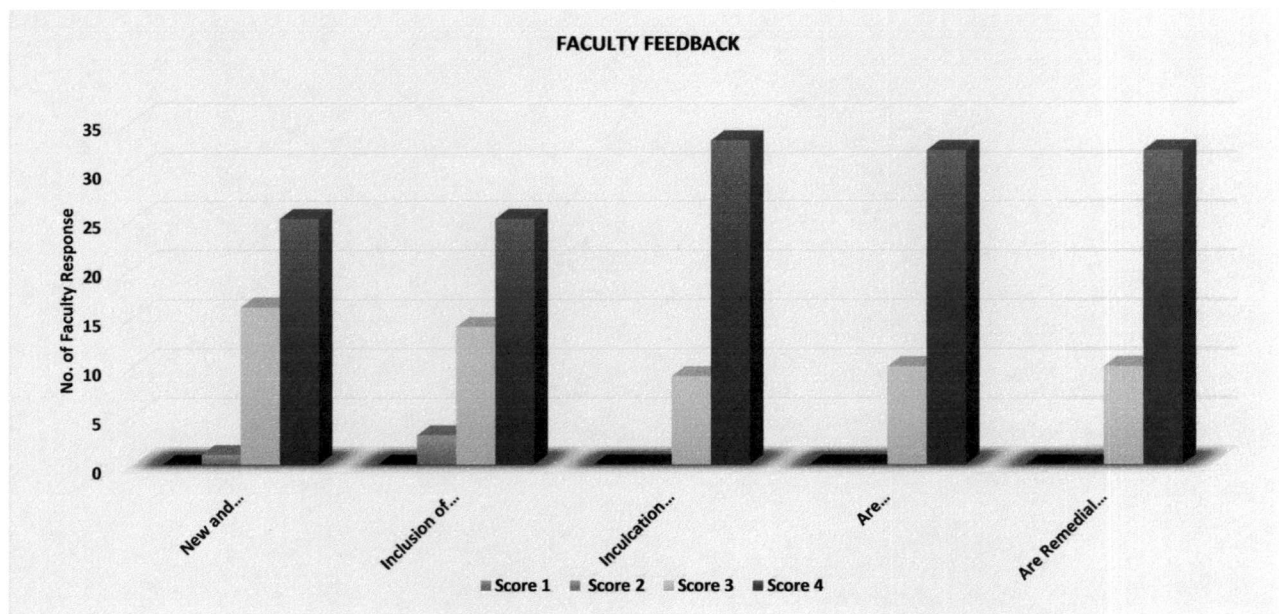
FACULTY FEEDBACK & ACTION TAKEN REPORT for 2020-21

TABLE OF RESPONSES

QUESTIONS	Score 1	Score 2	Score 3	Score 4
New and updated techniques/ strategies of teaching are adopted	0 (0%)	1 (2.38%)	16 (38.1%)	25 (59.5%)
Inclusion of add-on courses in the curriculum	0 (0%)	3(7.1%)	14 (33.3%)	25 (59.5%)
Inculcation innovative teaching methods like Group discussion, use of audio-visual aids, student seminar etc	0 (0%)	0 (0%)	9 (21.4%)	33 (78.6%)
Are workshops/CDE/Seminar organized beneficial for overall Professional development of students	0 (0%)	0 (0%)	10 (%23.8)	32 (76.2%)
Are Remedial Classes beneficial for improving performance of slow learners	0 (0%)	0 (0%)	10 (%23.8)	32 (76.2%)



FACULTY FEEDBACK & ACTION TAKEN REPORT for 2020-21



42 faculties participated in a feedback and the response was as following:

Ques 1 - According to faculty feedback 59.5% scored 4, 38.1% scored 3 and 2.38 faculty scored 2 for the adoption of new and updated techniques/strategies of teaching.

Action Taken - Faculties were asked to adapt new teaching methodologies like e-learning, providing access to lectures through LMS.

Ques 2 - For inclusion of add-on courses in the curriculum 59.5% scored 4, 33.3% scored 3 and 7.1 faculty scored 2 .

Action Taken - Increasing the number of add on courses per year.

Ques 3- For inculcation innovative teaching methods like Group discussion, use of audio-visual aids, student seminar etc 78.6% scored 4 and 21.4% scored 3.

Satisfactory Response

Ques 4 -Are workshops/CDE/Seminar organized beneficial for overall Professional development of students -faculty scored 76.2% score 4 and 23.8% scored 3 for the question.

Satisfactory Response

Ques 5 - Are remedial classes beneficial for improving performance of slow learners- faculty scored 76.2% score 4 and 23.8% scored 3 for the question.

Satisfactory Response



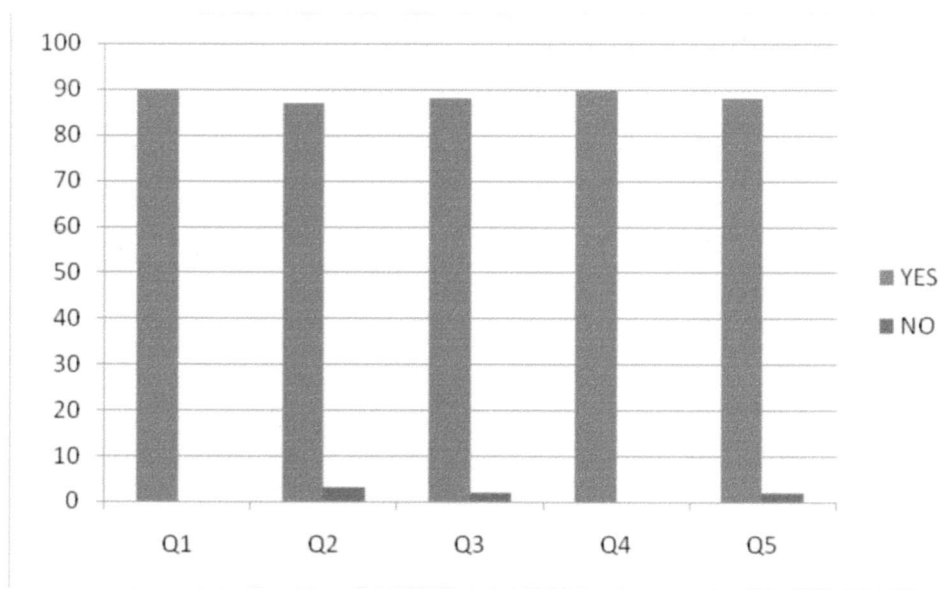
DR RAHUL PAUL

PRINCIPAL

FACULTY FEEDBACK & ACTION TAKEN REPORT for 2021-22

TABLE OF RESPONSES

	Highly satisfactory	Satisfactory	Not satisfactory
Q1 – How do the course content fulfil the needs of the students	76.9%	23.1%	0
Q2 - How satisfied are you by the response of students towards syllabus completion in relation to the competencies expected from the course?	76.9%	23.1%	0
Q3 - Do you think that syllabus distribution is appropriate to prepare the child for competitive examinations?	76.9%	23.1%	0
Q4 - How do you think curriculum includes informative and clinical hands-on demonstrations for the students?	78.8%	21.2%	0
Q5 - Does University Curriculum have good academic flexibility?	64.7%	35.3%	0



52 teaching faculties participated in a feedback and the response was as following:

Ques.1 – According to the faculty feedback for the course content fulfilling the needs of the students 76.9% faculties gave highly satisfactory response whereas 23.1% gave satisfactory response.

Result – Satisfactory Response



FACULTY FEEDBACK & ACTION TAKEN REPORT for 2021-22

Ques.2 – For response of students towards syllabus completion in relation to the competencies expected from the course 76.9% faculties gave highly satisfactory response whereas 23.1% gave satisfactory response.

Result – Satisfactory Response

Ques.3- Is syllabus distribution appropriate to prepare the child for competitive examinations, 76.9% faculties gave highly satisfactory response whereas 23.1% gave satisfactory response.

Result – Satisfactory Response

Ques.4 – Does Curriculum include informative and clinical hands-on demonstrations for the students - 78.8% faculties gave highly satisfactory response whereas 21.2% gave satisfactory response.

Result – Satisfactory Response

Ques.5- Does University Curriculum have good academic flexibility - 64.7% faculties gave highly satisfactory response whereas 35.3% gave satisfactory response.

Action taken - As the college is not authorized to make any changes in the Curriculum designed by Chaudhary Charan Singh University/ Atal Bihari Vajpayee University, we will wait for any changes/improvement made in the academic curriculum.



A handwritten signature in black ink, appearing to read "DR RAHUL PAUL".

DR RAHUL PAUL

PRINCIPAL