
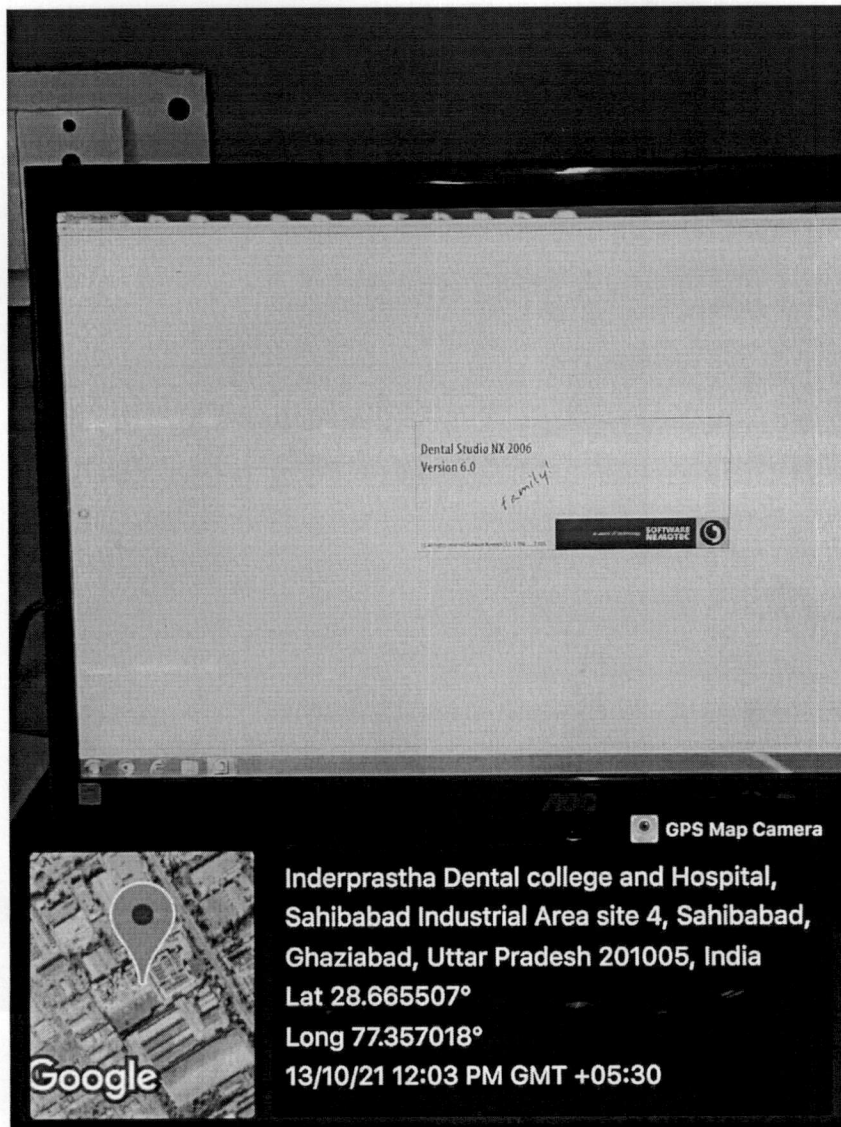
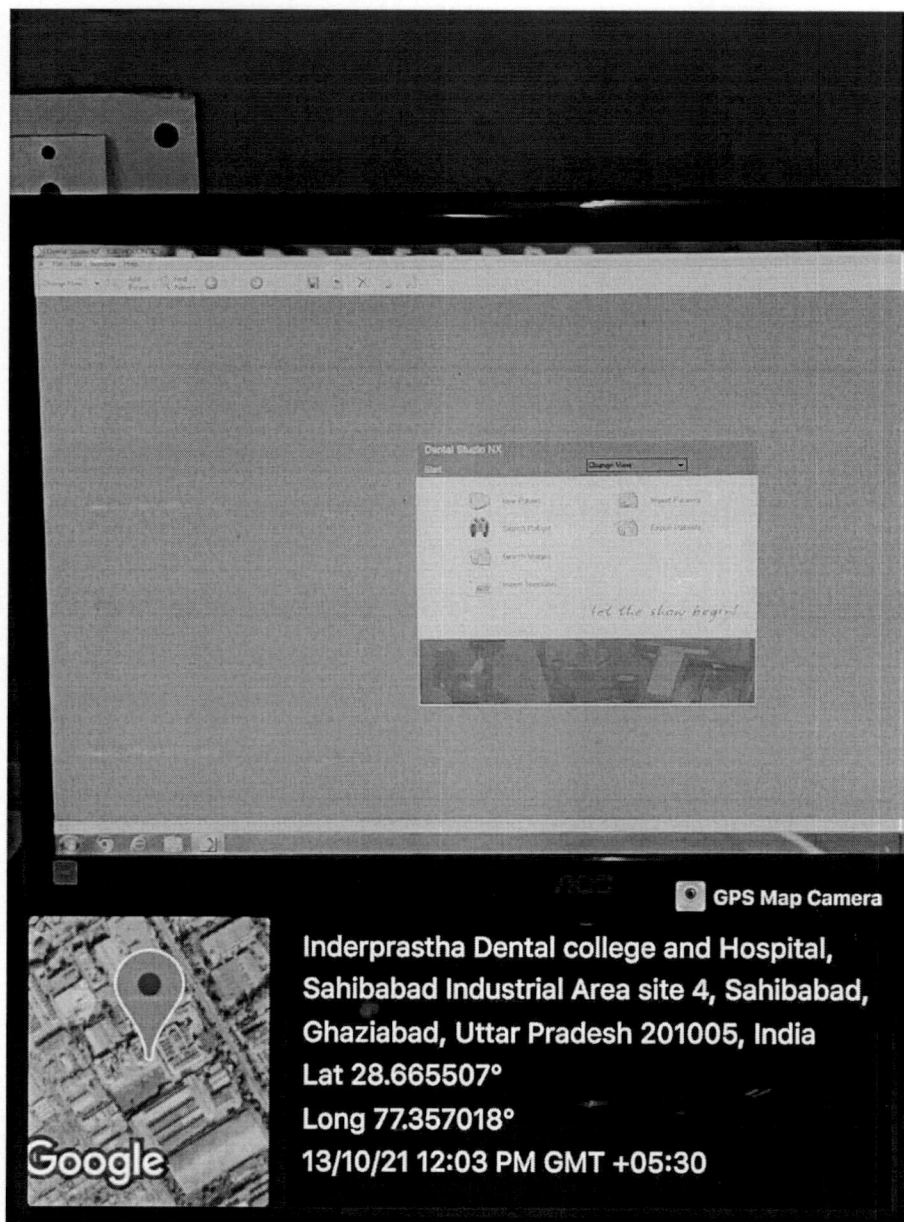




The ICT Tools used by various faculties includes:


- Computers
- Projectors
- Printer
- **Nemoceph Digital Tracing** : NemoCeph software is the most complete Orthodontic tool for diagnosis, treatment.





Inderprastha Dental college and Hospital,
Sahibabad Industrial Area site 4, Sahibabad,
Ghaziabad, Uttar Pradesh 201005, India
Lat 28.665507°
Long 77.357018°
13/10/21 12:03 PM GMT +05:30








Inderprastha Dental college and Hospital,
Sahibabad Industrial Area site 4, Sahibabad,
Ghaziabad, Uttar Pradesh 201005, India
Lat 28.665507°
Long 77.357018°
13/10/21 12:03 PM GMT +05:30





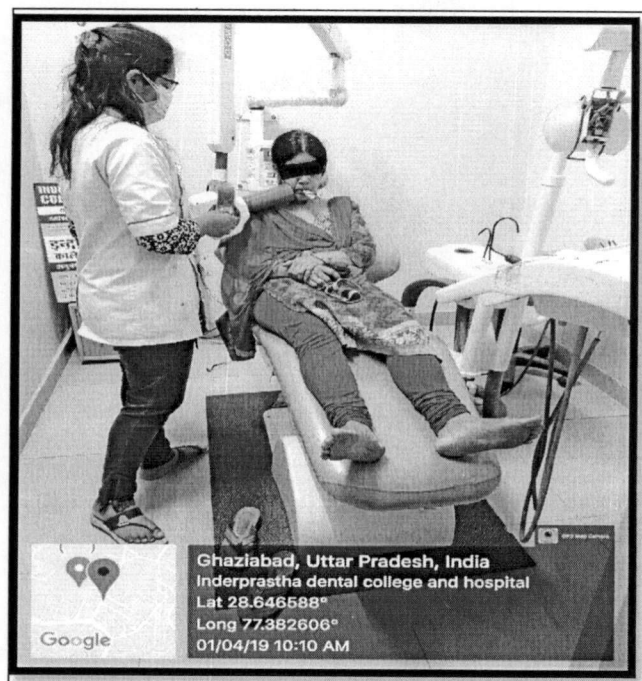
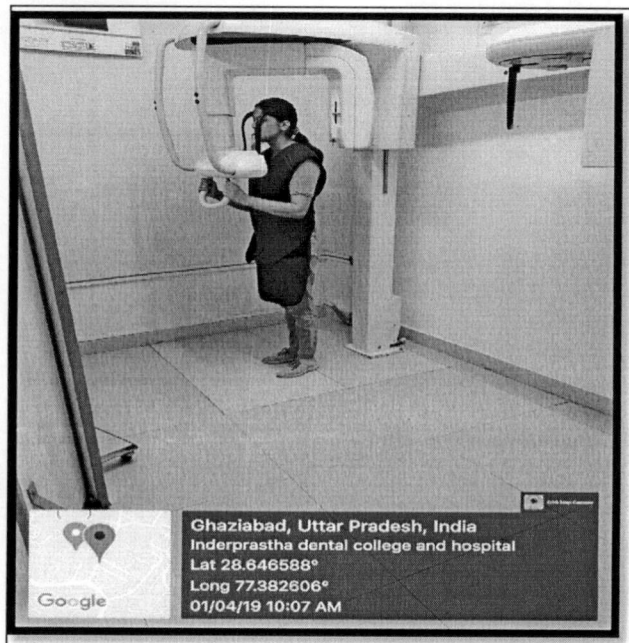
- **Intra Oral Scanner:** An intraoral scanner is a handheld device used to directly create digital impression data of the oral cavity





Digital OrthoPanTomo graph

An Orthopantomograph (OPG), also known as an "orthopantogram" or "panorex", is a panoramic scanning dental X-ray of the upper and lower jaw. It shows a two-dimensional view of a half-circle from ear to ear.






Dental operating Microscope

The dental microscope is an essential instrument used in dental procedures and dental surgery, allowing optimal assessment, preservation and maintenance of tooth structure and oral tissue, as well as minimally invasive procedures.





RadioVisual Graphics

RadioVisioGraphy (RVG) imaging system commonly used in dentistry to take intraoral periapical radiographs features the latest innovations in digital radiography, delivering the highest image resolution (> 20 LP/mm). RVG consists of a sensor, monitor, and microcomputer components.

